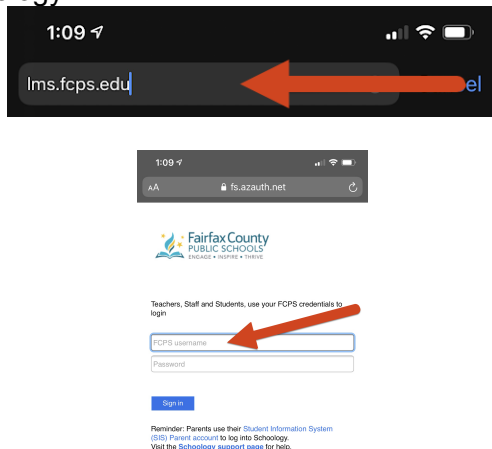


How Students can Download Zoom on their iOS Device

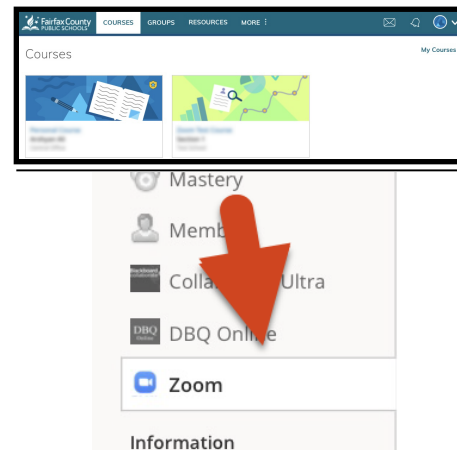
Step 1 - Open Safari



Step 2 - Goto lms.fcps.edu and sign into Schoology



Step 3 - Go to your scheduled Course and click on the Zoom Tab

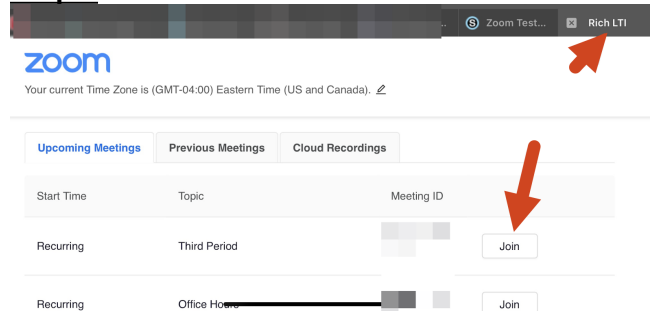


Step 4 - Click "Click Here"

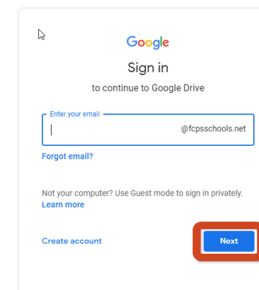
Redirect to Zoom...

Cookies are blocked or not supported by your browser. If you can not launch LTI, please [click here](#).

Step 5 - Click "Join"



Step 6 - Sign into GSuite with your @fcpschools.net email address



Step 7 - Download Zoom from the App Store

Step 8 - Click "Get" to download the Zoom application

Step 9 - Go back to Safari and reopen you Rich LTI tab, and click "Join" again

How Students can Download Zoom on their iOS Device

