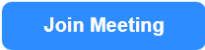
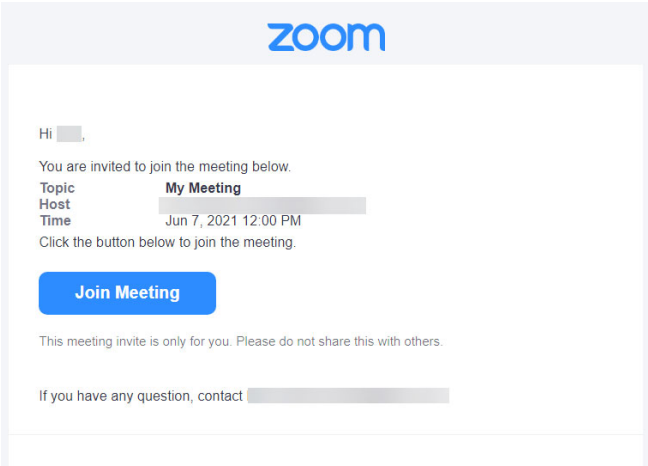
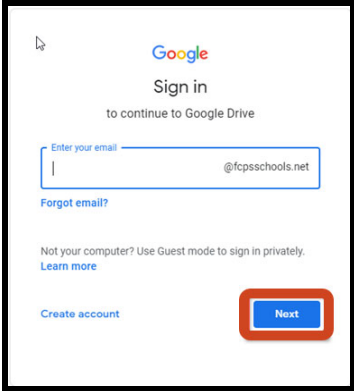
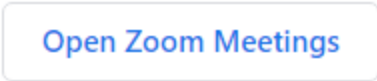


How Students Join a Zoom Meeting via Email

If a student has been invited to a Zoom Meeting via email, below are the instructions they would need to follow to successfully join the meeting

<p>Step 1 - An FCPS staff member will have shared with you a link to join a Zoom meeting via email.</p> <p>If you for any reason have questions regarding the meeting, please contact the scheduled Host as their email address will appear within the invitation.</p> <p>If everything is correct click</p> 	
<p>Step 2 - If prompted to sign into GSuite with your @fcpschools.net email address, please do so.</p>	
<p>Step 3 - Launch the application by selecting “Open Zoom Meetings”.</p> <p>If Zoom is not installed on your device, it can be downloaded at the link below or from your Device’s App store: https://zoom.us/download</p>	
<p>Step 4 - Once in the meeting, you will be asked how you would like to share your audio, if on a:</p> <ul style="list-style-type: none">- Desktop please select Join with Computer Audio- Mobile Device please select Wifi/Cellular Data	